

Podręcznik dla szkoły podstawowej

Fairyland



2

Pupil's Book

Jenny Dooley - Virginia Evans



Express Publishing

Fairyland 2

Pupil's Book

My Letters	p. 2
Hello	p. 4
Module 1	
Unit 1 My family	p. 6
Unit 2 My birthday	p. 16
Module 2	
Unit 3 My body	p. 26
Unit 4 I can sing!	p. 36
Module 3	
Unit 5 A butterfly!	p. 46
Unit 6 A sweet tooth	p. 56
Module 4	
Unit 7 The weather	p. 66
Unit 8 Looking good!	p. 76
Fun Time	p. 86
Happy Halloween!	p. 88
Happy New Year!	p. 90
Songs & Chants	p. 92



Jenny Dooley – Virginia Evans



Express Publishing

My Letters



Aa



ant

Bb



bat

Cc



cap

Gg



ghost

Hh



hat

Ii



iguana

Mm



mouse

Nn



nut

Oo



orange

Ss



snail

Tt



tomato

Uu





umbrella

Vv



violet



Xx



Hello, Magic Friends!







mummy

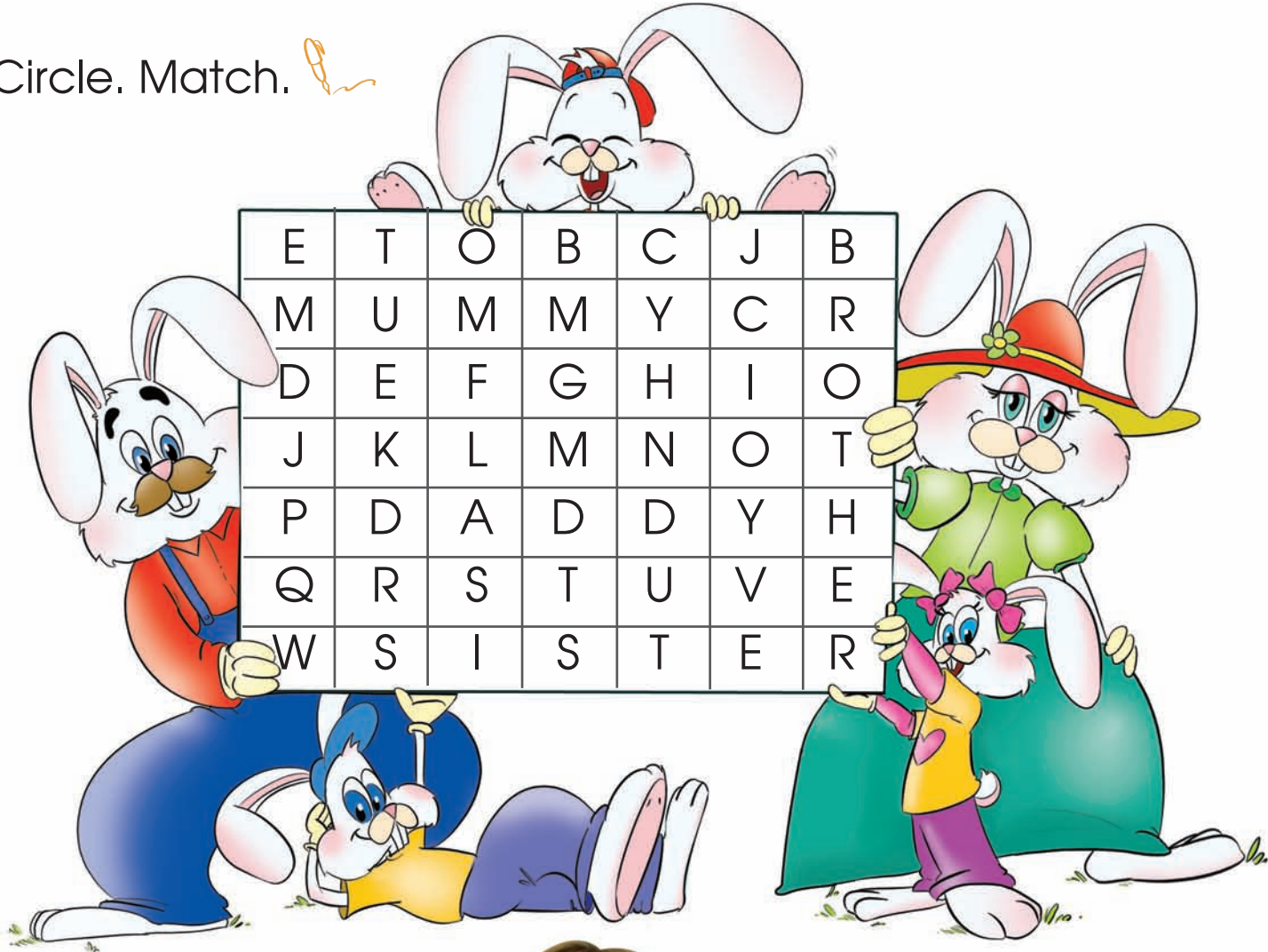
daddy

brother

sister



3 Circle. Match.



4 Draw and say.



This is my mummy, Vicky.

- 3 Circle the words. Match them to Ronny's family members. Then point and say: *This is Ronny's (mummy).*
- 4 Draw a picture of your family. Present it to the class. Say: *This is my (mummy, Vicky).*



bedroom



bathroom

1 Read and match. Then make. 

kitchen

bedroom

garden

bathroom

living room



1 Listen, point to the parts of the house and say.

1 Read the words and match them to the parts of the house. Then, in groups, choose and make a part of a house.



living room



kitchen



garden

My family



2 Let's play!



Where's Alvin?

Is he in the kitchen?


3 Sing. 🎵

Yes, he is!


- 2 Play the *Where's Alvin?* game.
- 3 Listen and sing.



1 Let's listen. 🎧



1 Listen to the dialogue and point to the pictures.



Do you like the story? Draw a face.





Go Green!

1 Where's Mummy? Follow. 



lamb



puppy



kitten



foal



horse



sheep



dog



cat

1 Help the babies find their mummies. Then say: A (lamb) is a baby (sheep).



2 Listen and circle.  

1 Where's my mummy?

3 Where's my daddy?



2 Where's my brother?

4 Where's my sister?



3 Portfolio: Draw and write.



- Listen to the sounds and circle the correct picture. Then talk with your friend: *Is Ronny's mummy in the living room? Yes, she is. or No, she isn't.*
- Draw and write. Present your picture to the class.

1 Look and say. 

Karen



This is Karen's daddy.

This is Karen's mummy.



This is Karen's house.

This is Karen's brother.



1 Read, then talk about Pedro's family.



2 Listen and find the stickers. Then write.    



3 Trace. 



mummy
sister



brother
daddy



sister
mummy



daddy
brother

- 2 Listen, find the stickers and write the words.
- 3 Look and trace the right words.